

FIG. N-1, N-2, N-3 Adapter Nipples

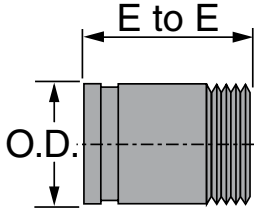


Fig. N-1
Groove x MPT

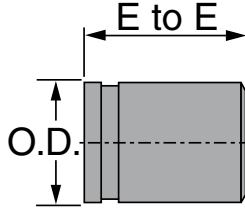


Fig. N-2
Groove x Bevel

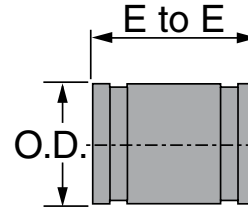


Fig. N-3
Groove x Groove

N-1, N-2, N-3 ADAPTER NIPPLES

Nominal Size	O.D.	End to End	Approx. Wt. Ea.
<i>In./DN(mm)</i>	<i>In./mm</i>	<i>In./mm</i>	<i>Lbs./Kg</i>
1 <i>25</i>	1.315 <i>33.4</i>	3 <i>76</i>	0.40 <i>0.18</i>
1¼ <i>32</i>	1.660 <i>42.2</i>	4 <i>102</i>	0.80 <i>0.36</i>
1½ <i>40</i>	1.900 <i>48.3</i>	4 <i>102</i>	0.90 <i>0.41</i>
2 <i>50</i>	2.375 <i>60.3</i>	4 <i>102</i>	1.20 <i>0.54</i>
2½ <i>65</i>	2.875 <i>73.0</i>	4 <i>102</i>	1.90 <i>0.86</i>
3 <i>80</i>	3.500 <i>88.9</i>	4 <i>102</i>	2.50 <i>1.13</i>
4 <i>100</i>	4.500 <i>114.3</i>	6 <i>152</i>	5.50 <i>2.49</i>
5 <i>125</i>	5.563 <i>141.3</i>	6 <i>152</i>	7.40 <i>3.36</i>
6 <i>150</i>	6.625 <i>168.3</i>	6 <i>152</i>	9.50 <i>4.31</i>
8 <i>200</i>	8.625 <i>219.1</i>	6 <i>152</i>	14.20 <i>6.44</i>
10 <i>250</i>	10.750 <i>273.1</i>	8 <i>203</i>	27.00 <i>12.25</i>
12 <i>300</i>	12.750 <i>323.9</i>	8 <i>203</i>	33.00 <i>14.97</i>

MATERIAL SPECIFICATIONS

FABRICATED FITTINGS:

1"-10" Carbon Steel, Schedule 40, conforming to ASTM A-53, Grade B
12" and above Carbon Steel, Standard Wall, conforming to ASTM A-53, Grade B

COATINGS:

- Rust inhibiting paint Color: ORANGE (standard) or
- Hot Dipped Zinc Galvanized conforming to ASTM A-153 (optional)
- Other available options: Example: RAL3000 or RAL9000 Series

PROJECT INFORMATION

APPROVAL STAMP

Project:	<input type="checkbox"/> Approved
Address:	<input type="checkbox"/> Approved as noted
Contractor:	<input type="checkbox"/> Not approved
Engineer:	Remarks:
Submittal Date:	
Notes 1:	
Notes 2:	