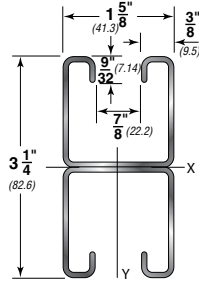
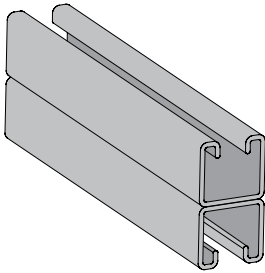


AS 200BTB PL, GR, PG, SS, ZTC, HG

Solid, EH, H, S, Other _____

BTB WELDED



Wt./100 Ft for Solid Back-to-Back: 388 Lbs

AS 200 Welded PL, GR, PG, Other _____

Solid, EH, H, S, Other _____

OTHER WELDED

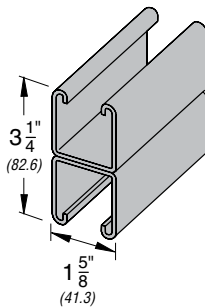
- BTS:** Back-to-Side
- STS:** Side-to-Side
- STSR:** Side-to-Reverse Side

WELDED COMBINATIONS

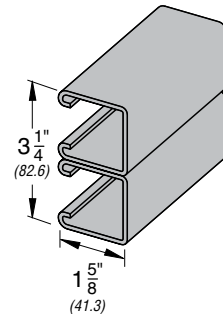
All welded combinations illustrated below are available in any of our Anvil-Strut channels (1 5/8" x 3 1/4" shown), in any of the following material or finishes: Plain, Pre-Galvanized, powder coated Supr-Green or Stainless Steel.

NOTE: SLOTTED CHANNELS AVAILABLE IN ALL WELDED COMBINATIONS.

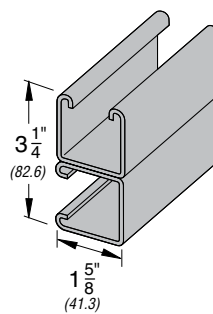
Suffix BTB



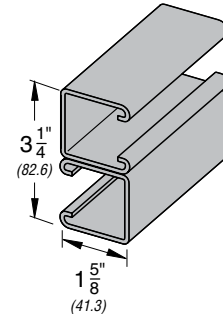
Suffix STS




Suffix BTS



Suffix STSR



Our welded channels are spot welded 2" (50.8mm) on center, dimensions shown are for welded variations of any channel with or without slotted holes.



LEGEND:

GR: Powder Coated Supr-Green **EG:** Electro-Galvanized **PG:** Pre-Galvanized **AL:** Aluminum **HG:** Hot Dipped Galvanized **PL:** Plain **SS:** Stainless Steel **ZTC:** Zinc Trivalent Chromium
Stainless Steel (**SS**), Zinc Trivalent Chromium (**ZTC**) and Hot Dipped Galvanized (**HG**) are specialty finishes. Pricing is located in the Specialty Strut Section of the Anvil-Strut price book.

PROJECT INFORMATION		APPROVAL STAMP
Project:		<input type="checkbox"/> Approved
Address:		<input type="checkbox"/> Approved as noted
Contractor:		<input type="checkbox"/> Not approved
Engineer:		Remarks:
Submittal Date:		
Notes 1:		
Notes 2:		

BEAM & COLUMN LOADS - METRIC

Span or Unbraced Height	Static Beam Load (X-X Axis)						Max. Allowable Load at Slot Face	Column Loading Data			
	Max Allowable Uniform Load	Deflection at Uniform Load	Uniform Load at Deflection					Max. Column Load Applied at C.G.			
			Span/180 Deflection	Span/240 Deflection	Span/360 Deflection	Weight of Channel		k=.65	k=.80	k=1.0	k=1.2
mm	Kn	mm	Kn	Kn	Kn	Kg	Kn	Kn	Kn	Kn	
305	15.6 *	0.3	15.6 *	15.6 *	15.6 *	1.8	29.5	113.6	113.1	112.3	111.3
457	15.6 *	0.5	15.6 *	15.6 *	15.6 *	2.6	29.3	112.4	111.3	109.5	107.3
610	15.6 *	0.8	15.6 *	15.6 *	15.6 *	3.5	29.0	110.7	108.8	105.6	102.0
762	15.6 *	1.3	15.6 *	15.6 *	15.6 *	4.4	28.5	108.6	105.6	100.9	95.5
914	14.5	1.8	14.5	14.5	14.5	5.3	28.0	106.1	102.0	95.5	88.1
1,067	12.4	2.5	12.4	12.4	12.4	6.2	27.4	103.2	97.7	89.4	80.1
1,219	10.9	3.3	10.9	10.9	10.9	7.0	26.8	99.9	93.1	82.8	71.8
1,524	8.7	5.1	8.7	8.7	7.4	8.8	25.3	92.5	82.8	69.0	55.2
1,829	7.3	7.1	7.3	7.3	5.1	10.6	23.6	84.2	71.8	55.2	40.0
2,134	6.2	9.9	6.2	5.6	3.7	12.3	21.8	75.3	60.6	42.3	29.4
2,438	5.4	12.7	5.4	4.3	2.9	14.1	19.8	66.2	49.9	32.4	22.5
2,743	4.8	16.3	4.5	3.4	2.3	15.8	17.7	57.2	40.0	25.6	17.7
3,048	4.4	20.1	3.7	2.8	1.8	17.6	15.8	48.6	32.4	20.7	**
3,658	3.6	28.7	2.5	1.9	1.3	21.1	12.8	34.1	22.5	**	**
4,267	3.1	39.1	1.9	1.4	0.9	24.6	**	25.0	**	**	**
4,572	2.9	45.0	1.6	1.2	0.8	26.4	**	21.8	**	**	**
4,877	2.7	51.1	1.4	1.1	0.7	28.2	**	19.2	**	**	**
5,486	2.4	64.8	1.2	0.8	0.6	31.7	**	**	**	**	**
6,096	2.2	80.0	0.9	0.7	0.4	35.2	**	**	**	**	**

CHANNEL SPECIFICATIONS

Materials

CARBON STEEL

Channels are formed from high-quality, structural grade carbon steel which has been manufactured in accordance with ASTM A-1011-04-SS Grade 33 (hot rolled), or ASTM 366 (cold rolled), with mechanical properties of 33 ksi minimum yield and 52 ksi minimum tensile strength. The precision roll-forming process by which the channels are formed "cold works" the steel, thereby increasing its mechanical properties.

STAINLESS STEEL

Channels are formed from chromium-nickel stainless steel sheet manufactured in accordance with ASTM A-240 specification, offered in both AISI Type 304 and 316 material to provide protection in varying corrosive conditions.

ALUMINUM

Extruded aluminum channel is produced from 6063-T6 alloy, and fittings are produced from 5052-H32 alloy, both in accordance with ASTM B-221 specifications. Aluminum is suitable for use in various corrosive environments.

Finishes

PRE-GALVANIZED

Hot dip, mill galvanized coating produced through a process of continuously passing the steel through a bath of molten zinc. This process is performed in accordance with ASTM A-653. The thickness of the zinc coating conforms with ASTM G-90 which represents a coating thickness of .90 ounces of zinc per square foot. This coating is applied to the steel master coils prior to slitting and fabrication.

HOT DIP GALVANIZED - POST FABRICATION

The finished channel is completely immersed in a bath of molten zinc, resulting in the complete coating of all surfaces of the product, including edges and welds. Strut channels that are hot dip galvanized, have a total coating weight of 3.0 ounces of zinc per square foot in accordance with ASTM A-123 specification. This coating provides superior results in applications calling for prolonged outdoor exposure.

SUPR-GREEN POWDER COATING

Strut channels are coated after fabrication with polyester powder finish. This coating is applied using an electrostatic spray

process, beginning with cleaning and phosphating, through a bonderite pretreatment process, and ending with oven curing. The resulting finish provides a high quality appearance and durability. Powder Coating is in accordance with ASTM B-117 (standard practice for operating salt spray (fog) apparatus) to 500 hours with less than 1/8" scribe creep.

ZINC TRIVALENT CHROMIUM

The finished channel undergoes a multi-step process consisting of electrogalvanizing, in accordance with ASTM B-633-85, followed by an application of zinc trivalent chromium, which provides the distinctive gold coloration of the finish. All surfaces are coated because the process is performed after fabrication.

PVC

A corrosive resistant PVC (polyvinyl chloride) coating is applied over the completed strut channel. The coating process consists of surface pretreatment, followed by preheating of the part, which is then passed through a fluidized bed of vinyl plastic powder. The powder melts onto the heated channel forming a smooth coating which undergoes a final heat curing.