

Fig. 63, Type A, B, C, P, T

Pipe Stanchion

Material: Carbon steel

Finish: Plain or Hot-Dip Galvanized

Maximum Temperature: Plain 650° F, Galvanized 450° F

To Order Specify:

Type A, B, C: Figure Number, Type, Pipe Size, Stanchion Size, Material Specification and "D" Dimension.

Type P: Figure Number, Type, Saddle Size, Stanchion Size, Material Specification and "H" Dimension.

Type T: Figure Number, Type, Saddle Figure Number and Size, Stanchion Size, Material Specification and "H" Dimension.

For base plates that require holes, also specify hole size, and the center line to center line of the holes.

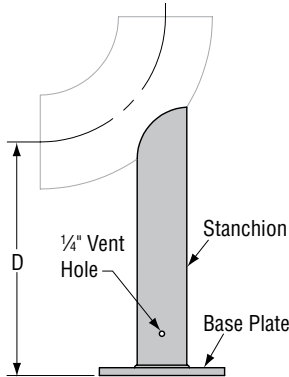


Fig. 63, Type A
(L. R. Elbow)

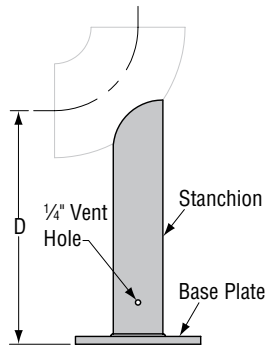


Fig. 63, Type B
(S. R. Elbow)

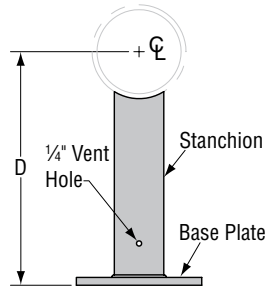


Fig. 63, Type C
(Horizontal Pipe)

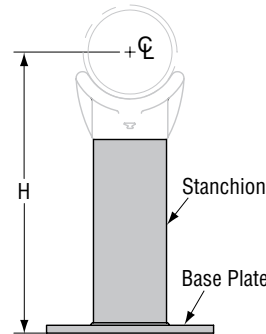


Fig. 63, Type P
Square Cut End for use
with Figure 258 or 259
Pipe Saddle Support

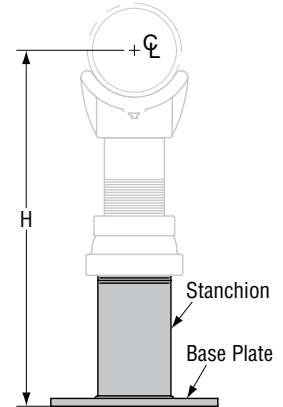


Fig. 63, Type T
Square Cut Threaded End
for use with Figure 264 or 265
Adjustable Pipe Saddle Support

Pipe or Elbow Size (in)	Stanchion Size (Standard Weight Pipe)													
	1½	2	2½	3	4	5	6	8	10	12	14	16	20	24
2½	•	•												
3	•	•	•											
4	•	•	•	•										
5	•	•	•	•	•									
6			•	•	•	•								
8				•	•	•	•							
10					•	•	•	•						
12						•	•	•	•					
14							•	•	•	•				
16								•	•	•	•			
18									•	•	•	•		
20										•	•	•	•	
22											•	•	•	•
24												•	•	•
26													•	•
28														•
30														•
32														•
34														•
36														•
42														•
Weight (Lbs)	9.5	11.6	16.4	23.7	31.8	47.0	59.0	100.0	164.0	201.0	230.0	282.0	374.0	515.0

• Indicates available stanchion size for pipe or elbow size for Types A, B, or C stanchions.

• Weights based on a "D" dimension of 2'-0".

See Figure 258, 259, 264, or 265 dimensional data for required stanchion pipe size (nominal pipe size A).

DIMENSIONS (IN)	
Stanchion Size	Base Plate
1½	¾ x 6 x 6
2	
2½	¾ x 8 x 8
3	
4	¾ x 10 x 10
5	
6	
8	¾ x 14 x 14
10	½ x 18 x 18
12	
14	½ x 20 x 20
16	½ x 22 x 22
20	½ x 24 x 24
24	½ x 30 x 30



Fig. 63
Stanchion

PROJECT INFORMATION		APPROVAL STAMP	
Project:		<input type="checkbox"/> Approved	
Address:		<input type="checkbox"/> Approved as noted	
Contractor:		<input type="checkbox"/> Not approved	
Engineer:		Remarks:	
Submittal Date:			
Notes 1:			
Notes 2:			