

HIGH PRESSURE FITTINGS

Gruvlok End Guard fittings are fabricated from extra heavy (XS) materials. The groove conforms to Gruvlok End Guard cut grooving specification. These fittings may be used for high pressure systems and where lined or coated fittings are required. Gruvlok EG fittings conform to NACE STD-RP-04-72 (Contact an Anvil Representative with specific service details). End Guard fittings should only be used with Series 7004 Couplings and EG Gasket.

Double groove fittings available, please contact an Anvil Sales Representative.

MATERIAL SPECIFICATIONS

ELBOWS: Extra strong forged steel fittings conforming to ASTM A 234 with welded tangents of schedule 80 steel pipe conforming to ASTM A 106.

TEES & CROSSES: Segment welded schedule 80 steel pipe conforming to ASTM A 106.

COATINGS:

- Rust inhibiting paint – Color: Orange (standard)
- Hot Dipped Zinc Galvanized (optional)
- Other Colors Available (IE: RAL3000 and RAL9000)

For other Coating requirements contact an Anvil Representative.

FIG. 7060 EG

High Pressure Tee

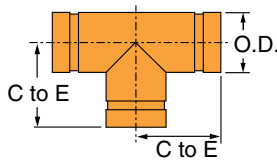


FIGURE 7060 EG HIGH PRESSURE TEE			
Nominal Size	O.D.	Center To-End	Approx. Wt. Ea.
In./DN(mm)	In./mm	In./mm	Lbs./Kg
2	2.375	3¼	3.3
50	60.3	83	1.5
2½	2.875	3¾	5.1
65	73.0	95	2.3
3	3.500	4¼	9.3
80	88.9	108	4.2
4	4.500	5	15.9
100	114.3	127	7.2
6	6.625	6½	38.5
150	168.3	165	17.5
8	8.625	*	*
200	219.1	*	*
10	10.750	*	*
250	273.0	*	*
12	12.750	*	*
300	323.9	*	*

* Contact an Anvil Representative for more information.

FIG. 7662 EG

High Pressure Header Tee

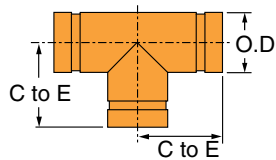


FIG. 7022 EG HIGH PRESSURE HEADER TEE			
Nominal Size	O.D.	Center To-End	Approx. Wt. Ea.
In./DN(mm)	In./mm	In./mm	Lbs./Kg
2	2.375	6½	4.9
50	60.3	165	2.2
2	2.375	5	3.6
50	60.3	127	1.6

FIG. 7068 EG

High Pressure Cross

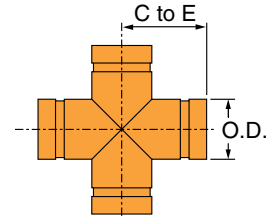


FIG. 7068 EG HIGH PRESSURE CROSS			
Nominal Size	O.D.	Center To-End	Approx. Wt. Ea.
In./DN(mm)	In./mm	In./mm	Lbs./Kg
2	2.375	3¼	3.9
50	60.3	83	1.8
2½	2.875	3¾	6.8
65	73.0	95	3.1
3	3.500	4¼	11.5
80	88.9	108	5.2
4	4.500	5	19.3
100	114.3	127	8.8
6	6.625	6½	46.0
150	168.3	165	20.9
8	8.625	*	*
200	219.1	*	*
10	10.750	*	*
250	273.0	*	*
12	12.750	*	*
300	323.9	*	*

* Contact an Anvil Representative for more information.

FITTING SIZE			
Nominal Size	O.D.	Nominal Size	O.D.
In./DN(mm)	In./mm	In./DN(mm)	In./mm
1	1.315	3	3.500
25	33.7	80	88.9
1¼	1.660	4	4.500
32	42.4	100	114.3
1½	1.900	5	5.563
40	48.3	140	141.3
2	2.375	6	6.625
50	60.3	150	168.3
2½	2.875	8	8.625
65	73.0	200	219.1

PROJECT INFORMATION

APPROVAL STAMP

Project:	<input type="checkbox"/> Approved
Address:	<input type="checkbox"/> Approved as noted
Contractor:	<input type="checkbox"/> Not approved
Engineer:	Remarks:
Submittal Date:	
Notes 1:	
Notes 2:	