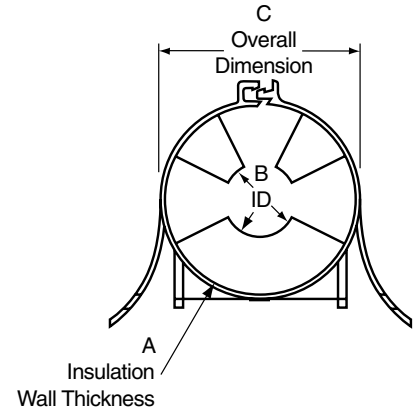
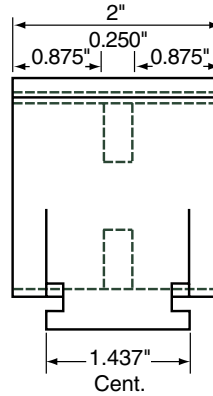



## KLO-SHURE® STRUT MOUNTED ONE-PIECE INSULATION COUPLING FOR USE WITH ELASTOMERIC INSULATION

Klo-Shure® lock top Strut Mounted parts include the Klo-Shure® Coupling. No metal clamps needed.  
Approvals: UL 2043 Fire Test for Heat and Visible Smoke Release • 25/50 Flame Spread/Smoke Development Index



**NOTE:**

Klo-Shure® ID equals copper tube OD. Chart indicates coupling sizes currently available from Klo-Shure®. Service Temperature –65°F to 275°F.

A Insulation Wall Thickness	Klo-Shure Part No.	B Klo-Shure ID – Tube OD	C Overall Dimension	Std Pkg
Klo-Shure Strut Mounted Coupling (Non Metallic) for 1/2" wall insulation	824050	1/2" ID	1.62	25
	824062	5/8" ID	1.75	25
	824087	7/8" ID	2.00	25
	824112	1 1/8" ID	2.25	25
	824137	1 3/8" ID	2.50	25
	824162	1 5/8" ID	2.75	25
	824212	2 1/8" ID	3.25	25
Klo-Shure Strut Mounted Coupling (Non Metallic) for 3/4" wall insulation	826062	5/8" ID	2.25	25
	826087	7/8" ID	2.50	25
	826112	1 1/8" ID	2.75	25
	826137	1 3/8" ID	3.00	25
Klo-Shure Strut Mounted Coupling (Non Metallic) for 1" wall insulation	828087	7/8" ID	3.00	25
	828112	1 1/8" ID	3.25	25
	828137	1 3/8" ID	3.50	25
	828162	1 5/8" ID	3.75	25
	828212	2 1/8" ID	4.25	25
	828262	2 5/8" ID	4.75	25

PROJECT INFORMATION		APPROVAL STAMP	
Project:		<input type="checkbox"/> Approved	
Address:		<input type="checkbox"/> Approved as noted	
Contractor:		<input type="checkbox"/> Not approved	
Engineer:		Remarks:	
Submittal Date:			
Notes 1:			
Notes 2:			