

GRUVLOK STAINLESS STEEL FITTINGS - TYPE 304



For Listings/Approval Details and Limitations, visit our website at www.anvilintl.com or contact an Anvil® Sales Representative.



Drinking Water System Component
ANSI/NSF 61
MH21189

Gruvlok **A** Series Stainless Steel Fittings are full flow design with ends grooved to Gruvlok specifications. The **A** Series standard material is formed from Type 304 Stainless Steel. The **A** Series Fittings are annealed after forming and grooving to provide increased corrosion resistance. Gruvlok **A** Series Stainless Steel 45° and 90° elbows and tees have compact center-to-end dimensions which make installation quick and easy with the Gruvlok Figure 7400SS Coupling, or other Gruvlok products.

PRESSURE RATINGS FOR STAINLESS STEEL PIPE & FITTINGS

Schedule 10S pipe are based upon the use of roll-groover roll sets that have been specifically designed for use on Schedule 10S stainless steel pipe. Using roll sets that were designed for roll grooving carbon steel pipe may significantly reduce the pressure ratings that can be obtained. Consult Gruvlok for applications that involve roll grooving 10" or larger stainless steel pipe or that involves Schedule 5S stainless steel pipe.

A SERIES SS FITTING PRESSURE RATINGS										
Sizes	1¼"	1½"	2"	2½"	3"	4"	6"	8"	10"	12"
Pressure (psi)	500	500	500	500	500	500	400	250	100	200

FIG. A7050-SS04

90° Stainless Steel Elbow Type 304

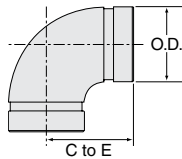


FIGURE A7050SS 90° STAINLESS STEEL ELBOW		
Nominal Size	Center to End*	Approx. Wt. Ea.
In./DN(mm)	In./mm	Lbs./Kg
1¼	2 ³ / ₁₆	0.8
32	71.44	0.4
1½	3	1.0
40	76.20	0.5
2	3 ¹¹ / ₁₆	1.3
50	93.66	0.6
2½	4 ⁹ / ₁₆	1.8
65	109.54	0.8
3	5 ¹ / ₁₆	2.9
80	128.59	1.3
4	6 ⁵ / ₁₆	4.6
100	160.34	2.1
6	9	11.2
150	228.60	5.1
8	12	22.7
200	304.80	10.3
10	15	35.3
250	381.00	16.0
12	18	56.9
300	457.20	25.8

FIG. A7051-SS04

45° Stainless Steel Elbow Type 304

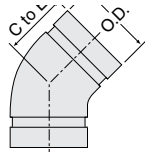


FIGURE A7051SS 45° STAINLESS STEEL ELBOW		
Nominal Size	Center to End*	Approx. Wt. Ea.
In./DN(mm)	In./mm	Lbs./Kg
1¼	1¾	0.4
32	44.45	0.2
1½	1 ⁷ / ₈	0.5
40	47.63	0.2
2	2 ¹ / ₈	0.7
50	53.98	0.3
2½	2 ³ / ₈	0.9
65	60.33	0.4
3	2 ³ / ₁₆	1.5
80	71.44	0.7
4	3 ⁵ / ₁₆	2.4
100	84.14	1.1
6	4 ¹ / ₂	6.0
150	114.30	2.7
8	5 ⁷ / ₈	11.7
200	149.23	5.3
10	7 ¹ / ₈	17.6
250	180.98	8.0
12	8 ⁵ / ₈	27.6
300	219.08	12.5

FIG. A7060-SS04

Stainless Steel Tees Type 304

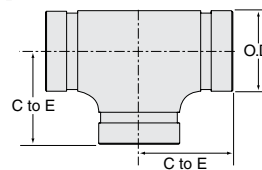


FIGURE A7060SS STAINLESS STEEL TEE		
Nominal Size	Center to End*	Approx. Wt. Ea.
In./DN(mm)	In./mm	Lbs./Kg
1¼	2 ³ / ₄	1.1
32	69.85	0.5
1½	2 ¹⁵ / ₁₆	1.3
40	74.61	0.6
2	3 ³ / ₁₆	3.2
50	80.96	1.5
2½	3 ¹¹ / ₁₆	4.4
65	93.66	2.0
3	4	5.8
80	101.60	2.6
4	4 ¹⁵ / ₁₆	8.6
100	125.41	3.9
6	6 ¹ / ₂	18.5
150	165.10	8.4
8	8 ¹ / ₁₆	33.4
200	204.79	15.1
10	9 ¹ / ₂	35.3
250	241.30	16.0
12	11	52.7
300	279.40	23.9

FIG. A7074-SS04

Stainless Steel Caps Type 304

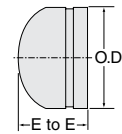


FIGURE A7074SS STAINLESS STEEL CAP		
Nominal Size	Center to End*	Approx. Wt. Ea.
In./DN(mm)	In./mm	Lbs./Kg
1¼	1¾	0.4
32	44.45	0.2
1½	1¾	0.4
40	44.45	0.2
2	2	0.4
50	50.80	0.2
2½	2 ³ / ₁₆	0.9
65	55.56	0.4
3	2 ⁹ / ₁₆	1.1
80	65.09	0.5
4	2 ¹⁵ / ₁₆	1.5
100	74.61	0.7
6	3 ⁹ / ₁₆	3.1
150	90.49	1.4
8	4	6.6
200	101.60	3.0
10	5	9.9
250	127.00	4.5
12	6	15.2
300	152.40	6.9

Notes: 1) *Dimensions may differ from those shown above. Contact an Anvil Representative for more information.
2) For **A** Series 304 SS refer to the pressure ratings chart above.

PROJECT INFORMATION

APPROVAL STAMP

Project:	<input type="checkbox"/> Approved
Address:	<input type="checkbox"/> Approved as noted
Contractor:	<input type="checkbox"/> Not approved
Engineer:	Remarks:
Submittal Date:	
Notes 1:	
Notes 2:	