
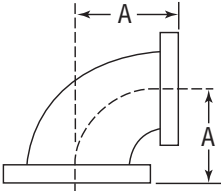

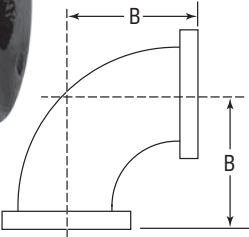


CAST IRON FLANGED FITTINGS



Class 125 (Standard)

 FIGURE 803 90° Reducing Flanged Elbow	Size				A		Unit Weight	
	NPS	DN	NPS	DN	in	mm	Black	
							lbs	kg
	2½	65	2	50	5	127	18.00	8.16
	3	80	2	50	5½	140	19.00	8.62
			2½	65			22.00	9.98
	4	100	2½	65	6½	165	31.00	14.06
			3	80			33.00	14.97
	5	125	4	100	7½	191	48.00	21.77
			3	80			47.00	21.32
			4	100			56.00	25.40
	6	150	5	125	8	203	60.00	27.21
			4	100			77.00	34.92
	8	200	5	125	9	229	82.00	37.19
			6	150			90.00	40.82
4			100	125.00			56.69	
10	250	6	150	11	279	150.00	68.03	
		8	200			190.00	86.17	
12	300	8	200	12	305	220.00	99.77	
		10	250					

 FIGURE 804 90° Long Radius Flanged Elbow	Size		B		Flange Diameter		Thickness				Unit Weight	
	NPS	DN	in	mm	in	mm	Min. Flange		Wall		Black	
							in	mm	in	mm	lbs	kg
	2	50	6½	165	6	152	5/8	16	5/16	8	16.00	7.26
	3	80	7¾	197	7½	191	¾	19	¾	10	28.00	12.70
	4	100	9	229	9	229	15/16	24	½	13	48.00	21.77
	6	150	11½	292	11	279	1	25	9/16	14	85.00	38.55
	8	200	14	356	13½	343	1⅛	29	5/8	16	145.00	65.76
	10	250	16½	419	16	406	1⅜	30	¾	19	230.00	104.31
			16	406								

Note: See following page for pressure-temperature ratings.

PROJECT INFORMATION		APPROVAL STAMP	
Project:		<input type="checkbox"/> Approved	
Address:		<input type="checkbox"/> Approved as noted	
Contractor:		<input type="checkbox"/> Not approved	
Engineer:		Remarks:	
Submittal Date:			
Notes 1:			
Notes 2:			

Class 125 (Standard) and Class 250 (Extra Heavy)



For Listings/Approval Details and Limitations, visit our website at www.anvilintl.com or contact an Anvil Sales Representative.

Specifications

All Cast Iron Flanged Fittings and Flanges in sizes listed are made to ASME and are marked 125 or 250 for pipe sizes 12 NPS (300 DN) and smaller. Unless otherwise specified, cast iron flanges and fittings are drilled and faced in accordance with ASME B 16.1.

Coatings

Flanged fittings and flanges are available in both black painted and galvanized. Consult an Anvil Representative for available sizes.

Sizes

Size of all flanged fittings and flanges scheduled indicates nominal pipe diameter of ports. Standard reducing elbows carry the same dimensions center-to-face as regular elbows of largest straight size.

Ordering

To order reducing companion flanges, specify threaded or reduced size first, then the outside diameter of flange wanted. For instance, if a reducing flange is required to connect a 5-inch pipe to an 8-inch flanged valve or fitting having a 13 1/2 inch O.D. flange, order: 5 x 13 1/2 inch standard reducing flange.

Dimensions

Bolt holes for bolts smaller than 1 3/4 inches (44mm) in diameter are drilled 1/8 inch larger than the bolt diameter; 1 3/4 inch (44mm) and larger bolts have holes drilled 1/4 inch (6mm) larger than bolt diameter. Bolt holes straddle the center line. Bolt holes are spot faced on order only.

Tolerances

An inspection limit of plus or minus 1/32 inch (1mm) shall be allowed on all center to contact surface dimensions for sizes up to and including 10 NPS (250 DN); plus or minus 1/16 inch (1.5mm) on sizes larger than 10 NPS (250 DN). Inspection limit of plus or minus 1/16 inch (1.5mm) shall be allowed on all contact surface to contact surface dimensions for sizes up to and including 10 NPS (250 DN); plus or minus 1/8 inch (3mm) on sizes larger than 10 NPS (250 DN). The largest opening in the fitting governs the tolerance to be applied to all openings.



Cast Iron Flanged Fittings and Cast Iron Flanges

Temperature		Pressure*			
		Class 125		Class 250	
		1"-12"		1"-12"	
(°F)	(°C)	psi	bar	psi	bar
-20° to 150°	-28.9° to 65.6°	200	13.8	500	34.5
200°	93.3°	190	13.1	460	31.7
225°	107.2°	180	12.4	440	30.3
250°	121.1°	175	12.1	415	28.6
275°	135.0°	170	11.7	395	27.2
300°	148.9°	165	11.4	375	25.9
325°	162.8°	155	10.7	355	24.5
350°	178.3°	150	10.3	335	23.1
375°	190.6°	145	10.0	315	21.7
400°	207.8°	140	9.7	290	20.0
425°	218.3°	130	9.0	270	18.6
450°	232.2°	125	8.6	250	17.2

* Applies to fittings and flanges manufactured with ASTM A-126 Class B material only.

Standards and Specifications

	Dimensions	Material	Galvanizing**	Thread	Pressure Rating
CAST IRON FLANGES AND FLANGED FITTINGS					
Class 125 (1"-12")	ASME B16.1	ASTM A- 126 (A) or (B)	ASTM A-153	ASME B1.20.1	ASME B16.1
Class 250 (1"-12")	ASME B16.1	ASTM A- 126 (A) or (B)	ASTM A-153	ASME B1.20.1	ASME B16.1

** ASTM B 633. Type I, SC 4, may be supplied as alternate zinc coating per applicable ASME B16 product standard.