

To obtain current ISO Certifications,
Listings and other Approvals visit Anvil's
website at www.anvilintl.com



ANVIL®
INTERNATIONAL
Building Connections That Last

GRUVLOK®

Specialty Products

PRICE SHEET SPEC-3-2007

EFFECTIVE: March 19, 2007
(Cancels Price Sheet of September 4, 2006)

**SUBJECT TO CHANGE WITHOUT NOTICE
GO TO WEB SITE FOR MOST CURRENT
LIST PRICE INFORMATION/CHANGES
OR CONTACT AN ANVIL REPRESENTATIVE**

www.anvilintl.com

UPC Numbers are available upon request.
Please contact your local ANVIL representative.

FREIGHT ALLOWANCE:

All prices are F.O.B. point of shipment. On shipments weighing 2,500 lbs. or more, rail freight or motor freight at the lowest published rates, is allowed to all continental U.S. rail points or all U.S. highway points listed in published tariffs (Alaska and Hawaii excluded). In no case will more than actual freight be allowed.

NOTE:

All orders are accepted on the basis of prices in effect at the time of shipment.

NOTICE:

To the prices and terms quoted, there will be added any manufacturers or sales tax payable on the transaction under any effective statute.

1. CONTROLLING PROVISIONS:

These terms and conditions shall control with respect to any purchase order or sale of Seller's products. No waiver, alteration or modification of these terms and conditions whether on Buyer's purchase order or otherwise shall be valid unless the waiver, alteration or modification is specifically accepted in writing and signed by an authorized representative of Seller.

2. DELIVERY:

Seller will make every effort to complete delivery of products as indicated on Seller's acceptance of an order, but Seller assumes no responsibility or liability, and will accept no backcharge, for loss or damage due to delay or inability to deliver caused by acts of God, war, labor difficulties, accident, delays of carriers, by contractors or suppliers, inability to obtain materials, shortages of fuel and energy, or any other causes of any kind whatever beyond the control of Seller. Seller may terminate any contract of sale of its products without liability of any nature, by written notice to Buyer, in the event that the delay in delivery or performance resulting from any of the aforesaid causes shall continue for a period of sixty (60) days. Under no circumstances shall Seller be liable for any special or consequential damages or for loss, damage, or expense (whether or not based on negligence) directly or indirectly arising from delays or failure to give notice of delay.

3. WARRANTY:

Seller warrants for one year from the date of shipment Seller's manufactured products to the extent that Seller will replace those having defects in material or workmanship when used for the purpose and in the manner which Seller recommends. If Seller examination shall disclose to its satisfaction that the products are defective, and an adjustment is required, the amount of such adjustment shall not exceed the net sales price of the defective products only and no allowance will be made for labor or expense of repairing or replacing defective products or workmanship of damage resulting from the same. Seller warrants the products which it sells of other manufacturers to the extent of the warranties of their respective makers. Where engineering design or fabrication work is supplied. Buyer's acceptance of Seller's design or of delivery of work shall relieve Seller of all further obligation, other than expressed in Seller's product warranty. THIS IS SELLER'S SOLE WARRANTY. SELLER MAKES NO OTHER WARRANTY OF ANY KIND, EXPRESSED OR IMPLIED AND ALL IMPLIED WARRANTIES OF MERCHANTABILITY AND FOR A PARTICULAR PURPOSE WHICH EXCEED SELLER'S AFORESTATED OBLIGATION ARE HEREBY DISCLAIMED BY SELLER AND EXCLUDED FROM THIS WARRANTY. Seller neither assumes, nor authorizes any person to assume for it, any other obligation in connection with the sale of its engineering designs or products. This warranty shall not apply to any products or parts of products which (a) have been repaired or altered outside of Seller's factory, in any manner; (b) have been subjected to misuse, negligence or accidents; (c) have been used in a manner contrary to Seller's instructions or recommendations. Seller shall not be responsible for design errors due to inaccurate or incomplete information supplied by Buyer or its representatives.

4. SELLER'S LIABILITY:

Seller will not be liable for any loss, damage, cost of repairs, incidental or consequential damages of any kind, whether based upon warranty (except for the obligation accepted by Seller under "Warranty" above), contract or negligence, arising in connection with the design, manufacture, sale, use or repair of the products or of the engineering designs supplied to Buyer.

5. RETURNS:

Seller cannot accept return of any products unless its written permission has been first obtained, in which case same will be credited subject to the following (a) All material returned must, on its arrival at Seller's Plant, be found to be in first-class condition; if

not, cost of putting in saleable condition will be deducted from credit memoranda; (b) A handling charge deduction of twenty percent (20%) will be made from all credit memoranda issued for material returned; (c) Transportation charges, if not prepaid will be deducted from credit memoranda.

6. SHIPMENTS:

All products sent out will be carefully examined, counted and packed. The cost of any special packing or special handling caused by Buyer's requirements or requests shall be added to the amount of the order. No claim for shortages will be allowed unless made in writing within ten (10) days of receipt of a shipment.

Claims for products damaged or lost in transit should be made on the carrier, as Seller's responsibility ceases, and title passes, on delivery to the carrier.

7. SPECIAL PRODUCTS:

Orders covering special or nonstandard products are not subject to cancellation except on such terms as Seller may specify on application.

8. PRICES AND DESIGNS:

Prices and designs are subject to change without notice. All prices are F.O.B. Point of shipment, unless otherwise stated.

9. TAXES:

The amount of any sales, excise or other taxes, if any, applicable to the products covered by this order, shall be paid by Buyer unless Buyer provides Seller with an exemption certificate acceptable to the taxing authorities.

10. NUCLEAR PLANTS:

Where the products, engineering design or fabrication is for nuclear plant applications. Buyer agrees (a) to take all necessary steps to add Seller as an insured under the American Nuclear Insurers' (ANI) pool and under the Mutual Atomic Energy Reinsurance Pool (MAERP) for property damage and liability insurance and if necessary steps could have been taken, but are not taken, Buyer shall hold Seller harmless against all such losses which could have been thus covered (b) Buyer agrees to hold Seller harmless with respect to any personal injury (for death), property damage or other loss in nuclear incident which is caused directly or indirectly by defective design, material, workmanship furnished by Seller and which is covered by insurance maintained by Buyer (or which could be so covered but with respect to which Buyer has elected to self-insure), and further agrees to waive subrogation by its carriers of such insurance against Seller, and (c) as to nuclear hazards for which Buyer cannot obtain insurance coverage, the liability of Seller for any personal injury (or death), property damage or other loss directly caused by defective design, material, or workmanship furnished by Seller shall not exceed the value at the time of the loss occurrence.

11. MINIMUM INVOICE: \$25.00 plus transportation.

12. TERMS: Cash, net 30 days unless otherwise specified.

NOTE: All orders are accepted on the basis of prices in effect at the time of shipment.

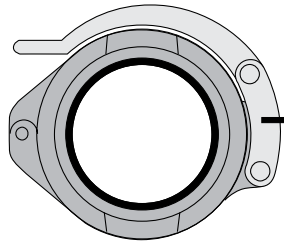
NOTICE: The prices and terms quoted, there will be added any manufacturers or sales tax payable on the transaction under any effective statute.

FREIGHT ALLOWANCE: All prices are F.O.B. point of shipment. On shipments of 2,500 pounds or more, rail freight or motor freight at the lowest published rates is allowed to all continental U.S. rail points or all U.S. highway points listed in published tariffs (Alaska and Hawaii excluded). In no case will more than actual freight be allowed.

Table of Contents

Terms and Conditions	2
Boltless Couplings for Grooved-End Pipe	4
Figure 7003 Hingelok Coupling with Special Gaskets	4
Valve Accesories	4
Figure 758G Grooved-End “WYE” Strainer	4
Fittings for Grooved-End Pipe	4, 5
Figure 7055 90° Adapter Elbows	4
Figure 7056 45° Adapter Elbows	4
Figure 7067 Reducing Tee Wyes	4
Figures 7077, 7078, 7079 Steel Swaged Nipples	5
Figures 7080F, 7081F, 7082F Adapter Nipples	5
Extra Heavy End-Guard “EG” Fittings	6
Figure 7050EG 90° Elbows	6
Figure 7051EG 45° Elbows	6
Figure 7060EG Tees	6
Figure 7022EG Header Tees	6
Figure 7068EG Cross	6
Gruvlok Plain-End Fittings	7, 8
Figure 7050P 90° Elbows	7
Figure 7050LRP 90° Long Radius Elbows	7
Figure 7051P 45° Elbows	7
Figure 7051LRP 45° Long Radius Elbows	7
Figure 7060P Tees	7
Figure 7068P Cross	7
Figure 7069P Laterals	7
Figure 7071 True WYEs	7
Figure 7075P Bull Plugs	7
Figure 7061P Fabricated Steel Reducing Tees	8
Figure 7077P Swaged Nipples	8
Gasket Selection Guide	9
Lubricants	9
Standard, Quick Dry and Xtreme™ Lubricants	9
Gruvlok Cross Reference Guide	10

Fig. 7003 Hingelok[™] Coupling with Special Gaskets



Nominal Pipe Size (Inches)	Pipe Outside Diameter (Inches)	Aprx. Weight Each (Lbs.)	Coupling Complete with Silicone Grade "L" Gasket		Coupling Complete with Fluoroelastomer Grade "O" Gasket	
			Painted	Galvanized	Painted	Galvanized
1½	1.900	1.7	\$103.48	\$110.15	\$189.89	\$204.44
2	2.375	2.2	\$73.71	\$78.17	\$160.60	\$173.30
2½	2.875	3.2	\$91.19	\$98.23	\$194.99	\$205.64
3	3.500	3.6	\$105.79	\$120.49	\$214.36	\$234.94
4	4.500	5.1	\$148.84	\$160.39	\$347.55	\$368.08
5	5.563	9.5	\$305.50	\$361.62	\$449.61	\$499.17
6	6.625	11.2	\$333.11	\$374.27	\$513.29	\$569.57
8	8.625	18.1	\$452.92	\$492.71	\$675.78	\$715.47

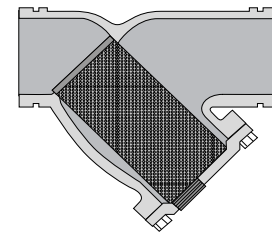
Not for use in copper systems.

Grade "O" recommended for services requiring high temperature resistance to oxidizing acids, petroleum oils, hydraulic fluids, halogenated hydrocarbons, and lubricants.

Grade "L" recommended for services involving dry, hot air and some high temperature chemical services.

Contact Anvil for specific service recommendations. Specify gasket grade when ordering.

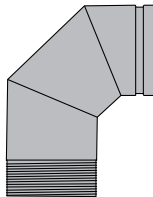
Fig. 758G Grooved-End "WYE" Strainer



Nominal Pipe Size (Inches)	Aprx. Weight Each (Lbs.)	Price Each	
		Painted	Galvanized
2	12	\$837.11	\$935.81
2½	18	\$879.11	\$996.45
3	23	\$987.79	\$1,135.84
4	42	\$1,117.73	\$1,322.21
5	80	\$1,618.84	\$1,929.11
6	112	\$1,757.44	\$2,162.74
8	205	\$2,693.78	\$3,372.34
10	277	\$4,330.20	\$5,436.38
12	470	\$7,563.94	\$9,193.28

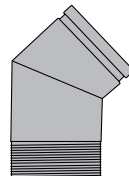
Fittings for Grooved-End Pipe

90° Adapter Elbows Fig. 7055



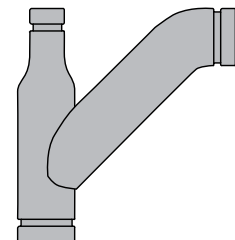
Nominal Pipe Size (Inches)	Aprx. Weight Each (Lbs.)	Price Each	
		Painted	Galv.
1	0.6	\$67.20	\$83.74
1¼	1.0	\$75.60	\$83.74
1½	1.2	\$96.08	\$111.83
2	2.3	\$67.20	\$83.74
2½	3.7	\$117.60	\$128.63
3	6.5	\$109.20	\$133.88
3½	8.2	\$295.84	\$303.08
4	11.0	\$228.38	\$274.05
6	19.8	\$339.68	\$414.17

45° Adapter Elbows Fig. 7056



Nominal Pipe Size (Inches)	Aprx. Weight Each (Lbs.)	Price Each	
		Painted	Galv.
1	0.6	\$102.90	\$112.61
1¼	0.7	\$111.30	\$119.18
1½	0.8	\$111.30	\$119.18
2	1.6	\$114.71	\$140.18
2½	2.2	\$114.71	\$118.65
3	4.3	\$196.88	\$211.05
3½	—	\$145.74	\$175.25
4	7.5	\$170.10	\$208.95
6	11.1	\$413.96	\$434.96

Reducing Tee Wyes Fig. 7067

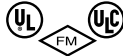


Nominal Pipe Size (Inches)	Run Length (Inches)	Aprx. Weight Each (Lbs.)	Price Each	
			Painted	Galv.
4 x 3	x 3	16	\$609.53	\$724.50
	x 4	27	\$866.51	\$1,038.71
5 x 3	x 3	25	\$824.25	\$966.26
	x 5	44	\$1,561.98	\$1,771.56
5 x 4	x 3	21	\$860.16	\$968.94
	x 4	25	\$987.89	\$1,115.00
6 x 4	x 6	61	\$1,729.19	\$1,967.23
6 x 5	x 3	27	\$910.67	\$1,036.51
	x 4	31	\$1,055.46	\$1,200.57
8 x 6	x 4	45	\$1,603.61	\$1,869.16
	x 8	95	\$2,451.38	\$2,836.26

Gruvlok Reducing Laterals are fabricated steel. Additional sizes priced upon request.

Steel Swaged Nipples

Figs. 7077, 7078 and 7079



For listing/approval details contact your Gruvlok Representative.

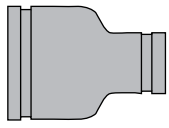


Fig. 7077
GR x GR

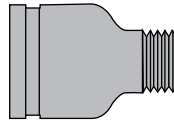


Fig. 7078
GR x THD

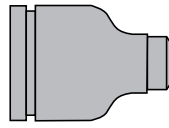


Fig. 7079
GR x BEV

Nominal Pipe Size (Inches)		Aprx. Weight Each (Lbs.)	Price Each Painted
2	x 1	2.0	\$154.09
	x 1¼	2.0	\$154.09
	x 1½	2.0	\$154.09
2½	x 1	3.5	\$154.09
	x 1¼	3.5	\$154.09
	x 1½	3.5	\$154.09
	x 2	3.5	\$132.56
	x 2½	3.5	\$132.56
3	x 1	5.0	\$194.78
	x 1¼	5.0	\$194.78
	x 1½	5.0	\$194.78
	x 2	5.0	\$144.90
	x 2½	5.0	\$144.90
	x 3	5.0	\$144.90
3½	x 3	7.0	\$172.99
	x 1	8.0	\$264.08
	x 1¼	8.0	\$264.08
	x 1½	8.0	\$264.08
	x 2	8.0	\$200.03
	x 2½	8.0	\$200.03
	x 3	8.0	\$200.03
4	x 3½	8.0	\$200.03
	x 2	12.0	\$733.95
	x 2½	12.0	\$733.95
	x 3	12.0	\$566.74
	x 4	12.0	\$466.20
5	x 1	19.0	\$1,398.08
	x 1¼	19.0	\$1,398.08
	x 1½	19.0	\$1,398.08
	x 2	19.0	\$1,033.99
	x 2½	19.0	\$1,033.99
	x 3	19.0	\$670.43
	x 3½	19.0	\$670.43
	x 4	19.0	\$508.73
	x 5	19.0	\$508.73

Made of ductile Iron conforming to ASTM A-536.

Adapter Nipples

Figs. 7080F, 7081F and 7082F



For listing/approval details contact your Gruvlok Representative.

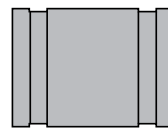


Fig. 7080F
GR x GR

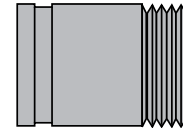


Fig. 7081F
GR x MPT

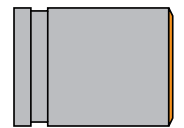


Fig. 7082F
GR x BEV

Nominal Pipe Size (Inches)	Price per Length – (Inches)				
	4	6	8	10	12
¾	\$22.58	\$35.96	\$42.95	\$49.61	\$56.54
1	\$22.58	\$35.96	\$42.95	\$49.61	\$56.54
1¼	\$22.58	\$35.96	\$42.95	\$49.61	\$56.54
1½	\$22.58	\$35.96	\$42.95	\$49.61	\$56.54
2	\$22.58	\$35.96	\$42.95	\$49.61	\$56.54
2½	\$26.51	\$49.88	\$49.88	\$57.75	\$65.89
3	\$32.55	\$53.03	\$64.31	\$75.34	\$86.10
4	\$53.03	\$53.81	\$89.51	\$105.00	\$121.28
5	\$53.81	\$112.09	\$157.24	\$194.25	\$223.13
6	\$144.90	\$144.90	\$187.16	\$217.61	\$247.80
8	\$162.49	\$162.49	\$216.30	\$297.15	\$334.16
10	\$217.88	\$219.45	\$236.78	\$365.93	\$434.96
12	\$296.63	\$296.63	\$296.63	\$463.31	\$551.78

Unless otherwise specified, Adapter Nipples for nominal pipe sizes 6" and smaller are made from Schedule 40 pipe; for nominal sizes 8" and larger, from Schedule 30 pipe.

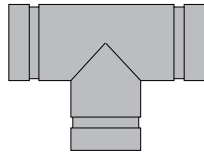
For Galvanized pricing add 50% to list price.

Special lengths, heavier wall thickness and electroplated nipples are priced on application.

Adapters not shown are available from JB Smith, contact Anvil for availability.

Extra Heavy "EG" End Guard Fittings

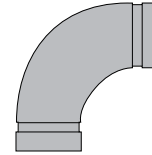
Header Tee Fig. 7022EG



Nominal Pipe Size (Inches)	Center to End (Inches)	Aprx. Weight Each (Lbs.)	Price Each
2	6.5	4.9	\$324.87
2	5.0	3.6	\$311.01

Specify choice on order.

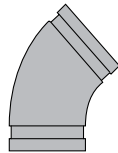
90° Elbows Fig. 7050EG



Nominal Pipe Size (Inches)	Center to End (Inches)	Aprx. Weight Each (Lbs.)	Price Each
2	3.25	2.5	\$171.41
2½	3.75	4.2	\$237.83
3	4.25	6.0	\$171.41
4	5.00	11.0	\$240.71
6	6.50	27.2	\$906.05
8	*	*	POA
10	*	*	POA
12	*	*	POA

*For sizes 8"-12", contact Anvil. Steel Full Flow Elbows available with longer center to end dimensions. Contact Anvil for details.

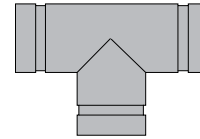
45° Elbows Fig. 7051EG



Nominal Pipe Size (Inches)	Center to End (Inches)	Aprx. Weight Each (Lbs.)	Price Each
2	2.00	1.8	\$224.44
2½	2.25	2.9	\$213.41
3	2.50	4.3	\$224.44
4	3.00	7.5	\$297.94
6	3.50	16.5	\$906.05
8	*	*	POA
10	*	*	POA
12	*	*	POA

*For sizes 8"-12", contact Anvil. Steel Full Flow Elbows available with longer center to end dimensions. Contact Anvil for details.

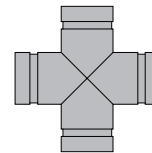
Tee Fig. 7060EG



Nominal Pipe Size (Inches)	Center to End (Inches)	Aprx. Weight Each (Lbs.)	Price Each
2	3.25	3.3	\$285.86
2½	3.75	5.1	\$361.73
3	4.25	9.3	\$388.50
4	5.00	15.9	\$443.89
6	6.50	38.5	\$958.39
8	*	*	POA
10	*	*	POA
12	*	*	POA

*For sizes 8"-12", contact Anvil. Steel Full Flow Elbows available with longer center to end dimensions. Contact Anvil for details.

Tee Fig. 7068EG

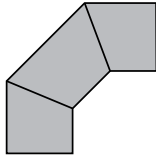


Nominal Pipe Size (Inches)	Center to End (Inches)	Aprx. Weight Each (Lbs.)	Price Each
2	3.87	3.9	POA
2½	4.50	6.8	POA
3	5.25	11.5	POA
4	7.00	19.3	POA
6	10.50	46.0	POA
8	*	*	POA
10	*	*	POA
12	*	*	POA

*For sizes 8"-12", contact Anvil. Steel Full Flow Elbows available with longer center to end dimensions. Contact Anvil for details.

Plain-End Fittings (For use with Fig. 7005 Coupling only)

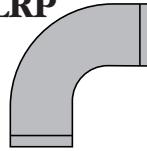
90° Elbows Fig. 7050P



Nominal Pipe Size (Inches)	Aprx. Weight Ea. (Lbs.)	Price Each	
		Painted	Galv.
2	2.7	\$244.91	\$269.85
2½	4.8	\$286.39	\$318.41
3	7.2	\$297.41	\$332.85
3½	—	POA	POA
4	12.3	\$337.31	\$371.18
5	13.4	\$387.45	\$779.10
6	31.0	\$490.88	\$597.19
8	38.7	\$922.43	\$1,042.91

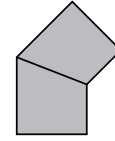
Plain-End Fittings are manufactured from fabricated steel. Other sizes available. Priced on application.
Plain-End Fittings (For use with 7005 Coupling only)

90° Long Radius Elbows Fig. 7050LRP



Nominal Pipe Size (Inches)	Aprx. Weight Ea. (Lbs.)	Price Each	
		Painted	Galv.
2	2.5	\$244.91	\$269.85
2½	4.9	\$286.39	\$318.41
3	6.5	\$297.41	\$332.85
3½	—	POA	POA
4	11.5	\$337.31	\$371.18
5	21.5	\$387.45	\$779.10
6	28.5	\$490.88	\$597.19
8	56.7	\$922.43	\$1,042.91

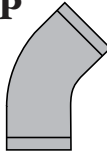
45° Elbows Fig. 7051P



Nominal Pipe Size (Inches)	Aprx. Weight Ea. (Lbs.)	Price Each	
		Painted	Galv.
2	2.0	\$259.09	\$319.46
2½	3.5	\$259.09	\$319.46
3	4.8	\$297.41	\$319.46
3½	—	POA	POA
4	8.0	\$309.75	\$343.35
5	9.2	\$387.45	\$456.23
6	18.5	\$444.41	\$522.38
8	24.9	\$521.06	\$736.58

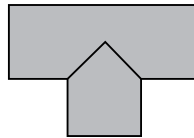
Plain-End Fittings are manufactured from fabricated steel. Other sizes available. Priced on application.
Plain-End Fittings (For use with 7005 Coupling only)

45° Long Radius Elbows Fig. 7051LRP



Nominal Pipe Size (Inches)	Aprx. Weight Ea. (Lbs.)	Price Each	
		Painted	Galv.
2	1.8	\$260.09	\$319.46
2½	3.6	\$260.09	\$319.46
3	4.5	\$298.57	\$319.46
3½	—	POA	POA
4	7.5	\$311.22	\$343.35
5	13.7	\$389.55	\$456.23
6	17.3	\$446.30	\$522.38
8	34.0	\$523.27	\$736.58

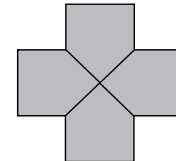
Tee Fig. 7060P



Nominal Pipe Size (Inches)	Aprx. Weight Ea. (Lbs.)	Price Each	
		Painted	Galv.
2	3.5	\$199.24	\$223.91
2½	6.2	\$260.40	\$295.58
3	8.6	\$400.84	\$458.59
3½	—	POA	POA
4	13.8	\$574.88	\$718.73
5	21.7	\$786.98	\$903.79
6	30.9	\$684.60	\$786.19
8	61.1	\$987.26	\$1,138.46

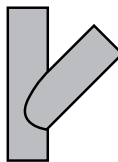
Plain-End Fittings are manufactured from fabricated steel. Other sizes available. Priced on application.
Plain-End Fittings (For use with 7005 Coupling only)

Cross Fig. 7068P



Nominal Pipe Size (Inches)	Aprx. Weight Ea. (Lbs.)	Price Each	
		Painted	Galv.
2	4.4	\$292.79	\$368.34
2½	7.8	\$292.79	\$368.34
3	10.7	\$347.45	\$392.86
4	17.0	\$477.33	\$537.02
5	26.7	\$677.93	\$798.74
6	37.7	\$895.07	\$1,083.76
8	74.6	\$1,148.23	\$1,401.91

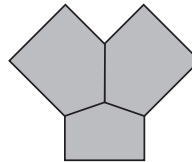
Lateral Fig. 7069P



Nominal Pipe Size (Inches)	Aprx. Weight Ea. (Lbs.)	Price Each	
		Painted	Galv.
2	5.1	\$269.85	\$327.86
2½	9.5	\$311.06	\$365.66
3	12.8	\$369.08	\$433.91
3½	—	POA	POA
4	22.2	\$508.46	\$570.15
5	38.0	\$864.15	\$1,026.38
6	54.0	\$891.98	\$1,082.29
8	92.0	\$1,496.78	\$1,762.95

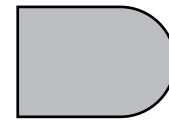
Plain-End Fittings are manufactured from fabricated steel. Other sizes available. Priced on application.
Plain-End Fittings (For use with 7005 Coupling only)

True WYE Fig. 7071P



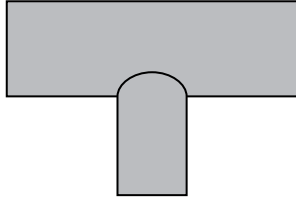
Nominal Pipe Size (Inches)	Aprx. Weight Ea. (Lbs.)	Price Each	
		Painted	Galv.
2	3.5	\$257.67	\$290.38
2½	6.2	\$257.67	\$290.38
3	8.5	\$289.64	\$331.28
3½	—	POA	POA
4	14.0	\$429.92	\$494.71
5	21.6	\$523.06	\$614.78
6	31.2	\$720.30	\$850.40
8	53.6	\$932.87	\$1,138.15

Bull Plug Fig. 7075P



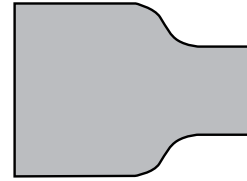
Nominal Pipe Size (Inches)	Aprx. Weight Ea. (Lbs.)	Price Each
2½	3.0	\$139.39
3	4.5	\$203.96
3½	—	POA
4	7.5	\$263.29
5	12.5	\$464.36
6	17.0	\$619.24
8	29.0	\$1,164.19

Fabricated Steel Reducing Tees Fig. 7061P



Nominal Pipe Size (Inches)	Branch (Inches)	Aprx. Weight Each (Lbs.)	Segmentally Welded Steel Price Each	
			Painted	Galv.
3 x 3	x 2	7.1	\$173.88	\$204.59
4 x 4	x 2	11.3	\$253.21	\$299.99
	x 2½	11.6	\$260.19	\$307.39
	x 3	11.9	\$260.19	\$309.38
6 x 6	x 2	24.6	\$421.10	\$514.92
	x 3	25.4	\$444.68	\$541.80
	x 4	26.2	\$444.68	\$544.69
8 x 8	x 2	42.0	\$541.38	\$690.95
	x 3	44.0	\$567.11	\$723.45
	x 4	46.0	\$577.66	\$729.28
	x 5	48.0	\$593.09	\$761.62
	x 6	50.0	\$593.09	\$766.87
10 x 10	x 4	74.0	\$887.41	\$1,108.07
	x 6	78.0	\$901.85	\$1,173.22
	x 8	86.0	\$901.85	\$1,195.16
12 x 12	x 6	112.0	\$1,312.08	\$1,702.37
	x 8	118.0	\$1,315.49	\$1,719.38
	x 10	130.0	\$1,364.00	\$1,806.68

Swaged Nipples Fig. 7077P



Nominal Pipe Size (Inches)		Aprx. Weight Each (Lbs.)	Price Each
3	x 2	4.5	\$144.90
	x 2½	4.5	\$144.90
4	x 2	7.5	\$200.03
	x 2½	7.5	\$200.03
	x 3	7.5	\$200.03
5	x 2	11.5	\$733.95
	x 3	11.5	\$566.74
	x 4	11.5	\$466.20
6	x 2	17.0	\$1,033.99
	x 2½	17.0	\$1,033.99
	x 3	17.0	\$670.43
	x 4	17.0	\$508.73
8	x 5	17.0	\$508.73
	x 3	29.0	POA
	x 4	29.0	\$1,684.10
	x 5	29.0	POA
	x 6	29.0	POA


Plain-End Fittings are manufactured from fabricated steel. Other sizes available.
Priced on application. **Plain-End Fittings (For use with 7005 Coupling only)**

Your order must specify gasket grade

Standard Gaskets

Grade	Temperature Range	Compound	Color Code	*General Service Application
E	-40°F to +230°F	EPDM	Green	Water, dilute acids, alkalis, salts and many chemical services not involving hydrocarbons, oils or gases. Excellent oxidation resistance. NOT FOR USE WITH HYDROCARBONS.
T	-20°F to +180°F	Nitrile (Buna-N)	Orange	Petroleum products, vegetable oils, mineral oils and air contaminated with petroleum oils. NOT FOR USE IN HOT WATER SERVICES.

Special Gaskets

Grade	Temperature Range	Compound	Color Code	*General Service Application
O	-20°F to +300°F	Fluoro Elastomer	Blue	High temperature resistance to oxidizing acids, petroleum oils, hydraulic fluids, halogenated hydrocarbons, and lubricants.
L	-40°F to +350°F	Silicone	Red Gasket	Dry, hot air and some high temperature chemical services.
E (Type A)	-40°F to +150°F	 DRY-SEAL™ GASKET	Violet	Wet and Dry (oil free air) pipe fire protection sprinkler systems. For dry pipe systems, Gruvlok Xtreme™ Lubricant is required.

*Contact Anvil for specific service recommendations. **Specify gasket grade when ordering.**

Use Gruvlok lubricant on gaskets. Check gasket color code to be certain it is recommended for the service intended. Additional gasket compounds and configurations are available - contact Anvil.

Lubricants

Standard Lubricant	Price
4 ½ oz. Tube	\$21.03/tube
Carton (w/12 Packs, 144 Tubes)	\$2,497.38/carton
1 Quart Can	\$107.96/can
5 Gallon Pail	\$912.38/pail
Quick Dry Lubricant	
1 Pint Can	\$82.29
1 Quart Can	\$115.75
1 Gallon Pail	\$196.26
Xtreme Lubricant (Silicone)	
10 oz. Tube (1 each)	\$53.49
2.2 lb. Tub (Gruvlok Lubricant)	\$308.30

Standard Lubricant Usage Guide

Size of Gasket	Number of Gaskets	
	Per Tube	Per Quart
2"	55	400
3"	45	300
4"	25	200
6"	20	130
8"	15	100
10"	10	85
12"	9	60
14"	7	50
16"	6	40
18"	5	35
20"	4	30
24"	3	20

Xtreme Lubricant Usage Guide

Size of Gasket	Number of Gaskets	
	Per Tube	Per Quart
2"	1,200	
3"	900	
4"	600	
6"	390	
8"	300	
10"	255	
12"	180	
14"	150	
16"	120	
18"	105	
20"	90	
24"	60	

Cross Reference

Victaulic®	Gruvlok®	Product
10-P	7050P	90° Elbow
11-P	7051P	45° Elbow
18	7055	90° Adapter Elbows
19	7056	45° Adapter Elbows
20-P	7060P	Tee
25-P	7061P	Fabricated steel Reducing Tees
30-P	7069P	Lateral
32R	7067	Reducing Tee WYE
33-P	7071P	True WYE
35	7068EG	Cross
40	7081F	Adapter Nipple – (Gr. x MPT)
42	7082F	Adapter Nipple – (Gr. x Bev)
43	7080F	Adapter Nipple – (Gr. x Gr.)
53	7077	Steel Swaged Nipple
53-P	7077P	Steel Plain End Swaged Nipple
54	7078	Steel Swaged Nipple
55	7079	Steel Swaged Nipple
61-P	7075P	Bull Plug
62 ES	7050 EG	Extra Heavy “EG” End Guard 90° Elbow
63 ES	7051 EG	Extra Heavy “EG” End Guard 45° Elbow
64 ES	7060 EG	Extra Heavy “EG” End Guard Tee
78	7003	Hingelok Coupling

Today Anvil® International is the largest and most complete fitting and hanger manufacturer in the world.

2004 Anvil® International acquires Star Pipe Products, Building and Construction Divisions (SPF) and forms AnvilStar™ Fire Products Division.

2001 Anvil® International acquires Merit® Manufacturing and Beck Manufacturing.

2000 The industry's trusted manufacturer of pipe fittings, hangers and grooved fittings is renamed Anvil® International, Inc.

1999 Tyco sells the distribution and manufacturing operations known up to this point as "Grinnell Supply Sales", but keeps the Grinnell® trademark.

1994 J.B. Smith™ and Catawissa™ join the Grinnell Supply Sales and Manufacturing division.

1969 Grinnell Co. acquired by International Telephone and Telegraph. Two years later, ITT divests the Fire Protection Division, but keeps the manufacturing and sales divisions that will become known as Anvil® International.

1960 Gruvlok® line of grooved fittings is introduced.

1919 General Fire Extinguisher Co. becomes Grinnell Co.

1909 Frederick Grinnell opens a foundry in Cranston, RI. Companies express interest in buying its piping products, laying the groundwork for what would become the Grinnell Supply Sales Division. It would be these manufacturing and sales operations that eventually become Anvil® International.

1850 Providence Steam & Gas Pipe Co. is formed, and Frederick Grinnell purchases a controlling interest.

TRUSTED FOR 150 YEARS

We built our reputation from the ground up.

Anvil's history stretches back to the mid 1800s, when a company named Grinnell® began providing its customers with the finest quality pipe products. Since 2000, those quality products and services—and the people who provide them—have been known as Anvil® International. Anvil® customers receive the quality and integrity that have been building strong connections in both products and business relationships for over 150 years.

Focused Product Line:

Anvil® Malleable and Cast Iron Fittings

Anvil® Hangers, Supports and Struts

Beck Welded Pipe Nipples

Anvil® Seamless Pipe Nipples

Anvil® Steel Pipe Couplings and Small Steel Fittings

Merit® Tee-Lets and Drop Nipples

Gruvlok® Couplings, Fittings and Valves

SPF™ Malleable and Cast and Ductile Iron Fittings

SPF™ Grooved Fittings and O'Lets

J.B. Smith Swage Nipples and Bull Plugs

Catawissa® Wing Unions and Check Valves



Grinnell® is a registered trademark of Grinnell Corporation, a Tyco International Ltd. company.

BUILDING CONNECTIONS THAT LAST



ANVIL BRANDS:





ANVIL®
INTERNATIONAL
Building Connections That Last

Corporate Offices
110 Corporate Drive, Suite 10 • P.O. Box 3180 • Portsmouth, NH 03802-3180
Tel: 603-422-8000 • Fax: 603-422-8033
E-mail address — Webmaster@anvilintl.com

For Sales and Service Information Contact the Regional Service Center Nearest You or Visit Our Website at www.anvilintl.com

U.S. Regional Service Centers

EASTERN REGION

Servicing: Connecticut, Delaware, Florida, Georgia, Maine, Maryland, Massachusetts, New Hampshire, New Jersey, New York, North and South Carolina, East Pennsylvania, Rhode Island, Vermont, Virginia

800 Malleable Road
Columbia, PA 17512
Tel: 708-534-1414 • Fax: 708-534-5441
Toll Free: 1-800-301-2701

SOUTHERN REGION

Servicing: Alabama, Arkansas, Kansas, Louisiana, Mississippi, Missouri, Oklahoma, Tennessee, Texas

1313 Avenue R
Grand Prairie, TX 75050
Tel: 972-343-9206 • Fax: 972-641-8946
Toll Free: 1-800-451-4414

NORTHERN REGION

Servicing: Illinois, Indiana, Iowa, Kentucky, Michigan, Minnesota, Nebraska, North and South Dakota, Ohio, West Pennsylvania, West Virginia, Wisconsin

750 Central Avenue
University Park, IL 60466
Tel: 708-534-1414 • Fax: 708-534-5441
Toll Free: 1-800-301-2701

WESTERN REGION

Servicing: Alaska, Arizona, California, Colorado, Hawaii, Idaho, Montana, Nevada, New Mexico, Oregon, Utah, Washington, Wyoming

1385 Greg Street
Sparks, NV 89431
Tel: 775-331-7029 • Fax: 775-331-5075
Toll Free: 1-800-572-0051

For Fire Protection Products Contact AnvilStar™

750 Central Avenue • University Park, IL 60466 • Tel: 708-534-1414 • Fax: 708-534-5441 • Toll Free: 1-800-301-2701

International Sales Representatives

English and Spanish Speaking Service Center (Se habla Español)

CANADA

Michael J. Warne, *General Manager*
470 Seaman Street
Stoney Creek, Ontario L8E 2V9
Tel: 905-664-1459 • Fax: 905-664-3190

EUROPE & MIDDLE EAST REGION

Rick van Meesen, *Director of Sales*
The Netherlands
Tel: +31 53 5725570 • Fax: +31 53 5725579
U.S. Customer Service Tel: +1 708 534 1414

LATIN AMERICA

U.S. Customer Service
Tel: +1 708 534 1414 • Fax: +1 708 534 5441

PUERTO RICO

R.R. Barril, Inc.
Tel: +1 787 982 1550 • Fax: +1 787 982 1570
U.S. Customer Service Tel: +1 708 534 1414

MEXICO

Jose Antonio Bueno
Mexico Tel: +52 777 169 4546
U.S. Customer Service
Tel: +1 708 534 1414 • Fax: +1 708 534 5441

ANVIL INTERNATIONAL
WORLDWIDE CUSTOMER SERVICE CENTER
Tel: +1 708 534 1414 • Fax: +1 708 534 5441