



# FIRE PROTECTION SEISMIC SWAY BRACE

## *Price List and Condensed Catalog*

Price Sheet FPSB-4.11 | Effective: April 18, 2011

**FOR THE MOST CURRENT PRODUCT/PRICING INFORMATION ON ANVIL PRODUCTS,  
PLEASE VISIT OUR WEBSITE AT [WWW.ANVILINTL.COM](http://WWW.ANVILINTL.COM)**

### **FREIGHT ALLOWANCE:**

All prices are F.O.B. point of shipment. On shipments weighing 2,500 pounds or more, rail freight — or motor freight at the lowest published rate — is allowed to all continental U.S. rail points or all U.S. highway points listed in published tariffs (Alaska and Hawaii excluded). In no case will more than actual freight be allowed.

### **NOTE:**

All orders are accepted on the basis of prices in effect at the time of shipment.

### **NOTICE:**

To the prices and terms quoted, there will be added any manufacturer's or sales tax payable on the transaction under any effective statute.

### **GENERAL:**

- UPC numbers and SPIN commodity identification numbers are available upon request.
- To obtain current ISO certifications, listings and other approvals, visit Anvil's Web site at [www.anvilintl.com](http://www.anvilintl.com).
- Pricing is subject to change without notice. Go to Anvil's Web site for the most current list price information, or contact your local Anvil representative.

### **LOSS OR DAMAGE CLAIMS:**

All goods are shipped at buyer's risk. Shipments should be carefully examined upon delivery and before the carrier's delivery receipt is signed. If any loss or damage is evident, the buyer should make an appropriate notation on the delivery receipt and insist that the carrier's driver initial such exception. The contents of all packages should be carefully examined for concealed damage as soon as possible after delivery, so that the carrier can be requested, within 48 hours after delivery, to arrange for prompt inspection of the damaged goods.

### **REVISIONS**

**December 12, 2011:**

Page 5: Fig. 774 Multi-Directional Brace Connector

Discontinued

**NORTHERN REGION  
CUSTOMER SERVICE CENTER**  
800-301-2701

**SOUTHERN REGION  
CUSTOMER SERVICE CENTER**  
800-451-4414

[www.anvilintl.com](http://www.anvilintl.com)



# FIRE PROTECTION SEISMIC SWAY BRACE *Price List and Condensed Catalog*

Effective: April 18, 2011 | Price Sheet FPSB-4.11

## 1. CONTROLLING PROVISIONS:

These terms and conditions shall control with respect to any purchase order or sale of Seller's products. No waiver, alteration or modification of these terms and conditions, whether on Buyer's purchase order or otherwise, shall be valid unless the waiver, alteration or modification is specifically accepted in writing and signed by an authorized representative of Seller.

## 2. DELIVERY:

Seller will make every effort to complete delivery of products as indicated on Seller's acceptance of an order, but Seller assumes no responsibility or liability, and will accept no backcharge, for loss or damage due to delay or inability to deliver caused by acts of God, war, labor difficulties, accident, delays of carriers, by contractors or suppliers, inability to obtain materials, shortages of fuel and energy, or any other causes of any kind beyond the control of Seller. Seller may terminate any contract of sale of its products without liability of any nature, by written notice to Buyer, in the event that the delay in delivery or performance resulting from any of the aforesaid causes shall continue for a period of sixty (60) days. Under no circumstances shall Seller be liable for any special or consequential damages or for loss, damage or expense (whether or not based on negligence) directly or indirectly arising from delays or failure to give notice of delay.

## 3. WARRANTY:

Seller warrants for one year from the date of shipment Seller's manufactured products to the extent that Seller will replace those having defects in material or workmanship when used for the purpose and in the manner which Seller recommends. If Seller examination shall disclose to its satisfaction that the products are defective, and an adjustment is required, the amount of such adjustment shall not exceed the net sales price of the defective products only and no allowance will be made for labor or expense of repairing or replacing defective products or workmanship of damage resulting from the same. Seller warrants the products it sells of other manufacturers to the extent of the warranties of their respective makers. Where engineering design or fabrication work is supplied. Buyer's acceptance of Seller's design or of delivery of work shall relieve Seller of all further obligation, other than expressed in Seller's product warranty. THIS IS SELLER'S SOLE WARRANTY. SELLER MAKES NO OTHER WARRANTY OF ANY KIND, EXPRESSED OR IMPLIED, AND ALL IMPLIED WARRANTIES OF MERCHANTABILITY AND FOR A PARTICULAR PURPOSE WHICH EXCEED SELLER'S AFORESTATED OBLIGATION ARE HEREBY DISCLAIMED BY SELLER AND EXCLUDED FROM THIS WARRANTY. Seller neither assumes, nor authorizes any person to assume for it, any other obligation in connection with the sale of its engineering designs or products. This warranty shall not apply to any products or parts of products which (a) have been repaired or altered outside of Seller's factory, in any manner; (b) have been subjected to misuse, negligence or accidents; (c) have been used in a manner contrary to Seller's instructions or recommendations. Seller shall not be responsible for design errors due to inaccurate or incomplete information supplied by Buyer or its representatives.

## 4. SELLER'S LIABILITY:

Seller will not be liable for any loss, damage, cost of repairs, incidental or consequential damages of any kind, whether based upon warranty (except for the obligation accepted by Seller under "Warranty" above), contract or negligence, arising in connection with the design, manufacture, sale, use or repair of the products or of the engineering designs supplied to Buyer.

## 5. RETURNS:

Seller cannot accept return of any products unless its written permission has been first obtained, in which case same will be credited subject to the following: (a) All material returned must, on its arrival at Seller's Plant, be found to be in first-class condition; if not, cost of putting in saleable condition will be deducted from credit memoranda; (b) A handling charge deduction of twenty percent (20%) will be made from all credit memoranda issued for material returned; (c) Transportation charges, if not prepaid, will be deducted from credit memoranda.

## 6. SHIPMENTS:

All products sent out will be carefully examined, counted and packed. The cost of any special packing or special handling caused by Buyer's requirements or requests shall be added to the amount of the order. No claim for shortages will be allowed unless made in writing within ten (10) days of receipt of a shipment.

Claims for products damaged or lost in transit should be made on the carrier, as Seller's responsibility ceases, and title passes, on delivery to the carrier.

## 7. SPECIAL PRODUCTS:

Orders covering special or nonstandard products are not subject to cancellation except on such terms as Seller may specify on application.

## 8. PRICES AND DESIGNS:

Prices and designs are subject to change without notice. All prices are F.O.B. point of shipment, unless otherwise stated.

## 9. TAXES:

The amount of any sales, excise or other taxes, if any, applicable to the products covered by this order, shall be paid by Buyer unless Buyer provides Seller with an exemption certificate acceptance to the taxing authorities.

## 10. NUCLEAR PLANTS:

Where the products, engineering design or fabrication is for nuclear plant applications, Buyer agrees (a) to take all necessary steps to add Seller as an insured under the American Nuclear Insurers' (ANI) pool and under the Mutual Atomic Energy Reinsurance Pool (MAERP) for property damage and liability insurance, and if necessary steps could have been taken, but are not taken, Buyer shall hold Seller harmless against all such losses which could have been thus covered; (b) Buyer agrees to hold Seller harmless with respect to any personal injury (or death), property damage or other loss in a nuclear incident which is caused directly or indirectly by defective design, material, workmanship furnished by Buyer (or which could be so covered but with respect to which Buyer has elected to self-insure) and further agrees to waive subrogation by its carriers of such insurance against Seller; and (c) as to nuclear hazards for which Buyer cannot obtain insurance coverage, the liability of Seller for any personal injury (or death), property damage or other loss directly caused by defective design, material or workmanship furnished by Seller shall not exceed the value at the time of the loss occurrence.

## 11. MINIMUM INVOICE:

Domestic: \$100 plus transportation.  
International: \$500 plus transportation.

## 12. TERMS:

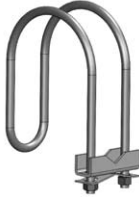


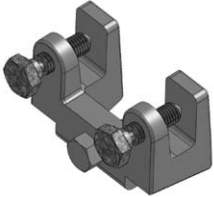
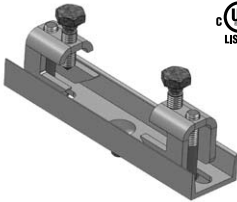


Cash; net 30 days unless otherwise specified.

NOTICE: All orders are accepted on the basis of prices in effect at the time of shipment.

NOTICE: To the prices and terms quoted, there will be added any manufacturer's or sales tax payable on the transaction under any effective statute.

FREIGHT ALLOWANCE: All prices are F.O.B. point of shipment. On shipments weighing 2,500 pounds or more, rail freight or motor freight at the lowest published rate is allowed to all continental U.S. rail points or all U.S. highway points listed in published tariffs (Alaska and Hawaii excluded). In no case will more than actual freight be allowed. Shipments (weighing less than 2,500 pounds) will be shipped prepaid. The buyer will be invoiced for freight costs at the applicable published class, exception or commodity rate(s) or charge(s). Anvil reserves the right to select the carrier for all shipments.

## Pictorial Index

PIPE BRACE CLAMPS			
 <p><b>Fig. 770</b> <b>Q Brace Clamp</b> Size Range: 1" thru 6" Service Pipe Page 4</p>	 <p><b>Fig. 776</b> <b>Brace Clamp</b> Size Range: 2 1/2" thru 8" Service Pipe Page 6</p>	 <p><b>Fig. 775</b> <b>Lateral/Longitudinal Brace Clamp</b> Size Range: 2 1/2" thru 8" Service Pipe Page 6</p>	
STRUCTURAL ATTACHMENTS			
 <p><b>Fig. 778</b> <b>Bar Joist and Beam Attachment (WF)</b> Size Range: Flange Thickness 1/8" thru 3/4" Page 7</p>	 <p><b>Fig. 772</b> <b>Adjustable Steel Beam Attachment</b> Size Range: Flange Widths 4" thru 15" Page 5</p>	 <p><b>Fig. 779</b> <b>Multi-Connector Adapter</b> Size Range: 1" thru 8" Service Pipe Page 8</p>	
RESTRAINTS		SWAY BRACE CONNECTOR	SWAY BRACE ATTACHMENT
 <p><b>Fig. 773</b> <b>Surge Restrainer</b> Size Range: 3/4" thru 2" Swivel Ring Hanger Page 5</p>	 <p><b>Fig. 777</b> <b>Swivel Joint Connector Rod Tap</b> Size Range: 3/8" Rod Diameter Page 6</p>	 <p><b>Fig. 774</b> <b>Multi-Directional Brace Connector</b> Size Range: 1" and 1 1/4" Brace Pipe Page 7</p>	 <p><b>Fig. 771</b> <b>Sway Brace Swivel Attachment</b> Size Range: 1" and 1 1/4" Brace Pipe Page 4</p>

Notes:

- For fire protection installations - sway braces are intended to be installed in accordance with NFPA-13 and Anvil's installations instructions and local codes.
- The required type, number and size of fasteners used for the structural attachment fitting shall be in accordance with NFPA-13.
- To assure proper performance, installer is responsible for:
  - Structural integrity of attachment member to safely handle load requirements.
  - Securely tightening the component on the brace pipe.
- Anvil International<sup>®</sup> brand bracing components are designed to be compatible ONLY with other Anvil International<sup>®</sup> brand bracing components, resulting in a Listed seismic bracing assembly.

**Disclaimer:** Anvil International ("Anvil") does not provide any warranties and specifically disclaims any liability whatsoever with respect to Anvil bracing products and components that are used in combination with products, parts or systems not manufactured or sold by Anvil. In no event shall Anvil be liable for any incidental, direct, consequential, special or indirect damages or lost profits where non-Anvil bracing components have been, or are used.

## Fig. 770

**Size Range:** Service Pipe: 1" through 6" Sch. 10 and Sch. 40 IPS UL and FM Approved  
Service Pipe: 1" through 6" Flow Pipe FM Approved  
Brace Pipe: 1" or 1¼" Sch. 40 IPS

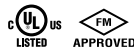
**Material:** Carbon steel

**Finish:** Brace Rod Plain or Galvanized, Channel bracket EG

**Service:** Used to rigidly brace piping systems subjected to sway and seismic disturbances. Pipe clamp component of Anvil's 700 series sway brace assembly. Primarily a lateral brace clamp and applicable as a longitudinal brace clamp if a multi-directional connector is included with the sway brace assembly.

**Approvals:** UL and ULC Listed (UL 203A:2009), and FM Approved (FM 1950:2010). Complies with seismic bracing requirements of NFPA-13.

**Ordering:** Specify service pipe diameter, brace pipe diameter, figure number, name and finish.



### Q Brace Clamp Fig. 770 (1" Brace Pipe Diameter)

SERVICE PIPE SIZE (In.)	PRICE EACH		STD. PKG.	APPROX. WEIGHT EACH (LBS.)	DISCOUNT SCHEDULE
	PLAIN	GALV.			
1	\$23.15	\$46.58	25	0.82	D
1¼	\$23.15	\$46.58	25	0.86	D
1½	\$23.15	\$46.58	25	0.90	D
2	\$23.15	\$46.58	25	0.96	D
2½	\$23.97	\$48.80	25	1.02	D
3	\$24.34	\$48.80	25	1.09	D
4	\$29.40	\$59.88	20	1.23	D
5	\$32.80	\$66.60	20	1.32	D
6	\$41.03	\$83.18	10	1.49	D

### Q Brace Clamp Fig. 770 (1¼" Brace Pipe Diameter)

SERVICE PIPE SIZE (In.)	PRICE EACH		STD. PKG.	APPROX. WEIGHT EACH (LBS.)	DISCOUNT SCHEDULE
	PLAIN	GALV.			
1	\$27.74	\$56.56	25	0.87	D
1¼	\$27.74	\$56.56	25	0.90	D
1½	\$27.74	\$56.56	25	0.95	D
2	\$27.74	\$56.56	25	1.00	D
2½	\$28.86	\$58.79	25	1.06	D
3	\$29.11	\$59.88	25	1.13	D
4	\$35.30	\$70.99	20	1.26	D
5	\$39.45	\$79.72	20	1.36	D
6	\$49.31	\$99.81	10	1.53	D

## Fig. 771

**Size Range:** Brace Pipe: 1" or 1¼" Sch. 40 IPS  
Service line: 1" through 8"

**Material:** Ductile Iron, shear head bolts and hex head mounting bolt

**Finish:** Plain or Galvanized

**Service:** Used to rigidly brace piping systems subjected to sway and seismic disturbances.

Brace pipe fitting component of Anvil's 700 series sway brace assembly. Functions as a structural attachment that is directly attached to various structures usually concrete. Also mounted on the attachment point of Anvil's 700 Series structural attachments, Fig. 772 Adj. Beam Attachment, Fig. 778 Bar Joist Attachment and Fig. 779 Multi-Connector Adapter. Can be utilized as a brace fitting for either a lateral brace or a longitudinal brace, that can be mounted on horizontal or vertical structures

**Approvals:** UL and ULC Listed (UL 203A:2009), and FM Approved (FM 1950:2010). Complies with seismic bracing requirements of NFPA-13.

**Ordering Fig 771:** Specify brace pipe diameter, figure number, name and finish.



### Sway Brace Swivel Attachment Fig. 771

BRACE PIPE DIAMETER (In.)	PRICE EACH		STD. PKG.	APPROX. WEIGHT EACH (LBS.)	DISCOUNT SCHEDULE
	PLAIN	GALV.			
1	\$20.48	\$35.18	25	1.95	D
1¼	\$23.77	\$38.17	20	2.28	D

**Fig. 772**

**Size Range:** Beam Widths: 4" through 15"  
Flange Thickness: ½" through 1¼"  
Minimum Flange Thickness:  
⅜" (FM), ½" (UL)  
Type A: Flange Thickness Range: ½" - ¾"  
Type B: Flange Thickness Range: ⅞" - 1¼"

**Material:** Carbon steel

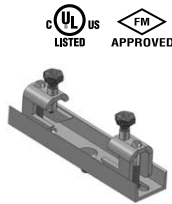
**Finish:** Plain or Galvanized

**Service:** Used to rigidly brace piping systems subjected to sway and seismic disturbances. Structural attachment component of Anvil's 700 series sway brace assembly. For attachment to the bottom flange of structural steel beams. Can be utilized as a structural connection for either a lateral brace or a longitudinal brace.

**Approvals:** UL and ULC Listed (UL 203A:2009), and FM Approved (FM 1950:2010).

Complies with seismic bracing requirements of NFPA-13.

**Ordering:** Specify figure number, type, L channel Dim. (length), name and finish.



**Adjustable Steel Beam Attachment Fig. 772**

TYPE	LENGTH (in.)	PRICE EACH		STD. PKG.	APPROX. WEIGHT EACH (LBS.)	DISCOUNT SCHEDULE
		PLAIN	GALV.			
A	9	\$113.81	\$167.86	BULK	3.15	D
	12	\$123.07	\$181.05	BULK	3.74	D
	14	\$131.19	\$193.09	BULK	4.19	D
	17	\$147.52	\$218.23	BULK	4.74	D
B	12	\$151.02	\$207.44	BULK	3.90	D
	14	\$165.54	\$223.04	BULK	4.35	D
	17	\$183.51	\$251.83	BULK	4.90	D

**Fig. 773**

**Size Range:** ¾" thru 2" Swivel Ring Hanger, Figure 69

**Material:** Carbon steel

**Finish:** Galvanized

**Service:** Designed to be used with Anvil Figure 69, Adjustable Swivel Ring Hanger, for bracing steel service pipe against up thrust during a seismic disturbance or sprinkler head activation.

**Approvals:** UL and ULC Listed (UL 203A:2009).

Complies with seismic bracing requirements of NFPA-13.

**Ordering:** Specify figure number and name.



**Surge Restrainer Fig. 773**

SWIVEL RING HANGER FIG. 69 SIZE (In.)	PRICE EACH		STD. PKG.	APPROX. WEIGHT EACH (LBS.)	DISCOUNT SCHEDULE
	PLAIN	GALV.			
¾ thru 2		\$2.25	200	0.08	D

## Fig. 775

**Size Range:** Service Pipe: 2½" through 8"  
Sch. 10 and Sch. 40 IPS  
Service Pipe: 2½" through 6" Flow Pipe  
Brace Pipe: 1" or 1¼" Sch. 40 IPS

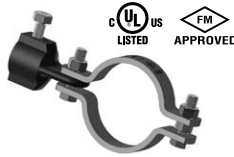
**Material:** Carbon steel clamp, ductile iron brace connector

**Finish:** Plain or Galvanized

**Service:** Used to rigidly brace piping systems subjected to sway and seismic disturbances. Pipe clamp component of Anvil's 700 series sway brace assembly. Can be utilized as either a lateral brace clamp or a longitudinal brace clamp.

**Approvals:** UL and ULC Listed (UL 203A:2009), and FM Approved (FM 1950:2010). Complies with seismic bracing requirements of NFPA-13.

**Ordering:** Specify service pipe diameter x brace pipe diameter, figure number, name and finish.



### Lateral/Longitudinal Brace Clamp Fig. 775 (1" Brace Pipe Diameter)

SERVICE PIPE SIZE (In.)	PRICE EACH		STD. PKG.	APPROX. WEIGHT EACH (LBS.)	DISCOUNT SCHEDULE
	PLAIN	GALV.			
2½	\$31.90	\$44.72	10	2.19	D
3	\$36.67	\$46.32	10	2.36	D
4	\$38.16	\$58.36	10	2.62	D
5	\$49.39	\$71.73	10	3.74	D
6	\$65.19	\$91.35	5	6.32	D
8	\$73.35	\$107.30	5	7.42	D

### Lateral/Longitudinal Brace Clamp Fig. 775 (1¼" Brace Pipe Diameter)

SERVICE PIPE SIZE (In.)	PRICE EACH		STD. PKG.	APPROX. WEIGHT EACH (LBS.)	DISCOUNT SCHEDULE
	PLAIN	GALV.			
2½	\$31.90	\$44.72	10	2.54	D
3	\$36.67	\$46.32	10	2.71	D
4	\$38.16	\$58.36	10	2.97	D
5	\$49.39	\$71.73	10	4.09	D
6	\$65.19	\$91.35	5	6.67	D
8	\$73.35	\$107.30	5	7.77	D

## Fig. 776

**Size Range:** Service Pipe: 2½" through 8"  
Sch. 10 and Sch. 40 IPS  
Service Pipe: 2½" through 6" FM Approved  
Flow Pipe

Brace Pipe: 1" or 1¼" Sch. 40 IPS

**Material:** Carbon steel

**Finish:** Plain or Galvanized

**Service:** Used to rigidly brace piping systems subjected to sway and seismic disturbances. Pipe clamp component of Anvil's 700 series sway brace assembly. Utilized only as a lateral brace clamp

**Approvals:** FM Approved (FM 1950:2010). Complies with seismic bracing requirements of NFPA-13.

**Ordering:** Specify service pipe diameter x brace pipe diameter, figure number, name and finish.



### Brace Clamp Fig. 776 (1" Brace Pipe Diameter)

SERVICE PIPE SIZE (In.)	PRICE EACH		STD. PKG.	APPROX. WEIGHT EACH (LBS.)	DISCOUNT SCHEDULE
	PLAIN	GALV.			
2½	\$23.97	\$48.80	25	1.26	D
3	\$24.34	\$48.80	25	1.44	D
4	\$29.40	\$59.88	20	1.55	D
5	\$32.82	\$66.60	15	1.66	D
6	\$41.03	\$83.18	10	1.74	D
8	\$43.67	\$90.15	10	1.98	D

### Brace Clamp Fig. 776 (1¼" Brace Pipe Diameter)

SERVICE PIPE SIZE (In.)	PRICE EACH		STD. PKG.	APPROX. WEIGHT EACH (LBS.)	DISCOUNT SCHEDULE
	PLAIN	GALV.			
2½	\$28.86	\$58.79	20	1.50	D
3	\$29.11	\$59.88	20	1.58	D
4	\$35.30	\$70.99	20	1.68	D
5	\$39.49	\$79.92	15	1.87	D
6	\$49.31	\$99.81	10	1.95	D
8	\$52.49	\$108.27	10	2.29	D

## Fig. 777

**Size Range:** 3/8" rod diameter, Service Line 1" through 4"

**Material:** Carbon steel


**Finish:** Plain or Galvanized

**Service:** Used to restrain pipe systems.

A lateral brace connector that is attached to a structural attachment for a branch line restraint assembly, consisting of a Figure 69 and Figure 773 "Surge Restrainer."

**Approvals:** UL and ULC Listed (UL 203A:2009). Complies with seismic bracing requirements of NFPA-13.

**Ordering:** Specify rod size, figure number, name and finish.



## Swivel Joint Connector Fig. 777

ROD SIZE (In.)	PRICE EACH		STD. PKG.	APPROX. WEIGHT EACH (LBS.)	DISCOUNT SCHEDULE
	PLAIN	GALV.			
3/8	\$11.00	\$14.30	50	0.60	D

## Fig. 778

**Size Range:** Flange Thickness: 1/8" through 3/4" Structural Steel Minimum Thickness – 1/8" (FM), 3/16" (UL) Service Pipe: 1" through 8"

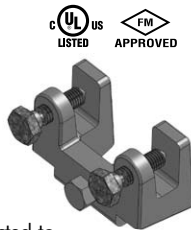
**Material:** Ductile iron beam attachment, shear head bolts and hex head mounting bolt

**Finish:** Plain or Galvanized

**Service:** Used to rigidly brace piping systems subjected to sway and seismic disturbances. Structural attachment component of Anvil's 700 series sway brace assembly. Recommended for use under roof installations with bar joist construction or for attachment to the top or bottom flange of structural steel beams. Can be utilized as a structural connection for either a lateral brace or a longitudinal brace.

**Approvals:** UL and ULC Listed (UL 203A:2009), and FM Approved (FM 1950:2010). Complies with seismic bracing requirements of NFPA-13.

**Ordering:** Specify figure number, name and finish.



## Bar Joist and Beam Attachment Fig. 778

PRICE EACH		STD. PKG.	APPROX. WEIGHT	DISCOUNT SCHEDULE
PLAIN	GALV.			
\$51.65	\$95.95	20	2.14	D

## Fig. 779

**Size Range:** Service Line: 1" through 8"

**Material:** Carbon steel

**Finish:** Plain or Galvanized

**Service:** Used to rigidly brace piping systems subjected to sway and seismic disturbances. Structural attachment component of Anvil's 700 series sway brace assembly. The multi-connector's two fasteners distributes the sway brace fitting attachment load to the structure, which maximizes the load capacity of the brace fitting. Can be utilized as a structural connection for either a lateral brace or longitudinal brace.

**Approvals:** UL and ULC Listed (UL 203A:2009). Complies with seismic bracing requirements of NFPA-13.

**Ordering Fig. 779:** Specify size, figure number, name and finish.



## Multi-Connector Adapter Fig. 779

SIZE	PRICE EACH		STD. PKG.	APPROX. WEIGHT	DISCOUNT SCHEDULE
	PLAIN	GALV.			
1	\$27.54	\$40.53	BULK	3.19	D
2	\$27.54	\$40.53	BULK	3.19	D
3	\$27.54	\$40.53	BULK	3.19	D
4	\$34.44	\$50.67	BULK	3.19	D

## Cross Reference

DESCRIPTION	AFCON FIG. NO.	ERICO FIG. NO.	TOLCO FIG. NO.	PHD
Fig. 770 Q Brace Clamp	001/020	TP220	1000	010
Fig. 771 Sway Brace Swivel Attachment	077	TP225 Typ 1	909 & 980	030
Fig. 772 Adjustable Steel Beam Attachment	086	—	800	—
Fig. 773 Surge Restrainer	310	—	25	—
Fig. 774 Multi-Directional Brace Connector	079	TP240	907	054
Fig. 775 Lateral/Longitudinal Brace Clamp	410/078	TP230	4L	050
Fig. 776 Brace Clamp	030/040	—	1001	—
Fig. 777 Swivel Joint Connector	615	—	75	—
Fig. 778 Bar Joist Beam Attachment	087	—	825 & 825A	035
Fig. 779 Multi-Connector Adapter	080	—	906	025

Notes: This reference guide is for product application only. Products may not be identical in shape, dimensions, loadings, material and agency approvals.

- NOTES -

- NOTES -

- NOTES -



## Corporate Offices

110 Corporate Drive, Suite 10  
P.O. Box 3180  
Portsmouth, NH 03801-3180  
Tel: 603-422-8000  
Fax: 603-422-8033  
E-mail: [webmaster@anvilintl.com](mailto:webmaster@anvilintl.com)

## U.S. REGIONAL SERVICE CENTERS

### Northern Region

Regional Distribution & Customer Service Center

750 Central Avenue  
University Park, IL 60484

Tel: 708-885-3000  
Fax: 708-534-5441  
Toll Free: 1-800-301-2701

### Southern Region

Regional Distribution & Customer Service Center

1401 Valley View Lane, Suite 150  
Irving, TX 75061

Tel: 972-871-1206  
Fax: 972-641-8946  
Toll Free: 1-800-451-4414

## CANADA SERVICE CENTER

### Anvil International Canada

Customer Service Center

390 Second Avenue  
P.O. Box 40  
Simcoe, Ontario N3Y 4K9

Tel: 519-426-4551  
Fax: 519-426-5509

## INTERNATIONAL SALES

### Europe and Middle East Region

Rick van Meesen  
[rvanmeesen@anvilintl.com](mailto:rvanmeesen@anvilintl.com)

Tel: +31-53-5725570  
Fax: +31-53-5725579

### Mexico, Puerto Rico and Latin America

International Customer Service

Tel: +1-708-885-3000  
Fax: +1-708-534-5441

#542 / Printed in USA / ©2011  
Revision: December 8, 2011

BUILDING CONNECTIONS THAT LAST



[www.anvilintl.com](http://www.anvilintl.com)